Pencil journeys: lines, bends and loops

Finger first, then trace. Try your own mark. Follow your setting's formation guidance.

Mission 1: straight



Your own route: _____

Mission 2: curve



Your own route: _____

Pencil journeys: lines, bends and loops

Finger first, then trace. Try your own mark. Follow your setting's formation guidance.

Mission 3: zigzag



Your own route: _____

Mission 4: wave



Your own route: _____

Pencil journeys: lines, bends and loops

Finger first, then trace. Try your own mark. Follow your setting's formation guidance.

Mission 5: loop

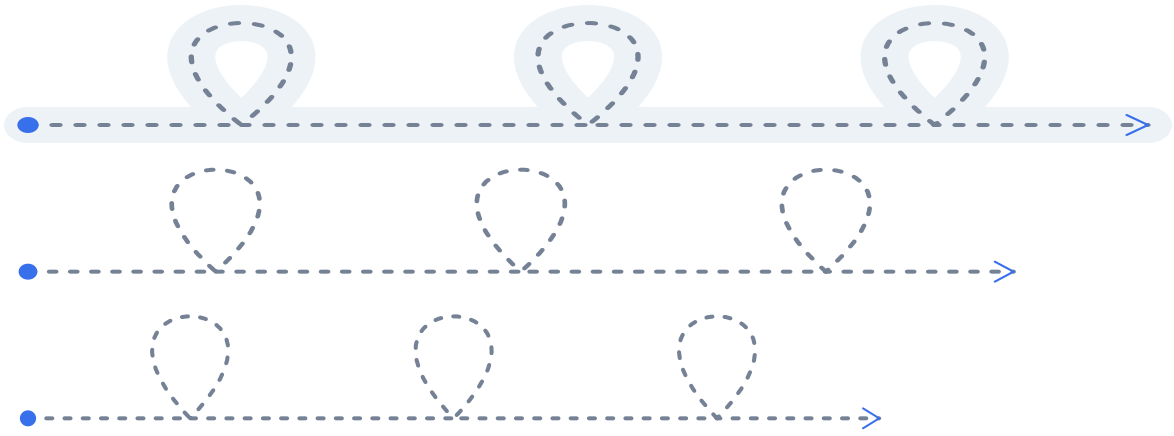

Your own route: _____

Mission 6: arch



Your own route: _____

Pencil journeys: lines, bends and loops

Grown-up guidance · keep separate from the activity

Grown-up answers

There is no scored tracing answer. The model identifies the intended letter, numeral or path; marks may extend beyond it while the child practises.

Support

The print letter style is Andika and has no stroke-order arrows. Follow the child's setting for formation and any specific handwriting style. Do not force a hand preference or make tracing an age deadline.